

## Features

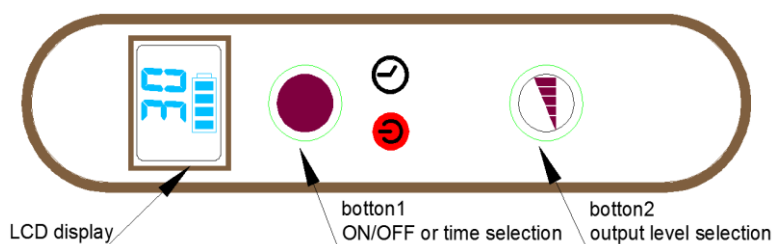
1. Build in lithium-ion battery package.
2. LCD display.
3. Alleviation of pain.
4. Decreases the consumption of chemical medication.
5. Stimulates cells to repair and heal.
6. Reduces swelling and inflammation.
7. Suitable for all types of animals.
8. Therapy time and intensity can be selected.
9. Non-flammable plastic housing, more safety.
10. Have no any cords ,convenient to use.



## Parameter

|                   |                   |                |                |
|-------------------|-------------------|----------------|----------------|
| Model             | PTL-4W            | Output power   | 4W             |
| Battery parameter | Li-ion 8.4V/2.2Ah | Charger        | 5V/1A OR 5V/2A |
| Laser wavelength  | 660nm+850nm       | Dimension (mm) | 430*85         |
| treatment area    | Φ 58mm            | Weight         | 400g           |

## Controller Panel



## Description

This portable light is built in Li-ion battery package, it can achieve some function that selecting therapy intensity, selecting therapy time, indicating the battery capacity, over-charging protecting, and over-discharging protecting. The LCD display in the portable light can display 5 status: setting therapy time, rest of therapy time, therapy intensity, battery capacity and charging indication.

**Button 1:** ON/OFF + therapy time selection. Long press controller power on, Long press again controller power off. In power-on status short press selecting therapy time. There are 6 selections: 30 minutes, 25 minutes, 20 minutes, 15 minutes, 10 minutes and 5 minutes.



**Button 2:** Therapy intensity selection. In the power-on status, short press selecting therapy intensity. There are 4 selections: L4(100% intensity), L3(75% intensity), L2(50% intensity) and L1(25% intensity).

**Setting therapy time display:** **30** means therapy time=30 minutes, **25** means therapy time=25 minutes, etc..

**Rest of therapy time display:** **30** means rest of therapy time=30 minutes, **29** means rest of therapy time=29 minutes, **28** means rest of therapy time=28 minutes, etc..

**Therapy intensity display:** **L4** means 100% intensity, **L3** means 75% intensity, **L2** means 50% intensity, etc..

**Battery capacity display:** The battery capacity symbol  will always display while power-on.

**Charging display:** If the portable light in charging status, the symbol  will flash. If charging is finish symbol  top to flash.

**Over-charging, over-discharging and short circuit protecting:** In the charging process, when the battery voltage  $\geq 8.4V$ , it will trigger over-charging protecting, the portable light will stop to charge and battery symbol stop to flash. In the use process, when the battery voltage  $\leq 6.2V$ , it will trigger over-discharging protecting, after LCD flash several times the portable light will power off. In the use process, when short circuit, portable light will power off immediately so that prevent device damage.

Taking single use for example, long press the button 1 for 2s, portable light power on, build-in timer begin to run, the LCD display rest of therapy time and battery capacity. Short press button 1, user can select the therapy time, LCD will display the therapy time user selected. After 2s, LCD go back to display rest of therapy time and battery capacity. Short press button 2, user can select the therapy intensity, LCD will display the therapy intensity user selected. After 2s, LCD go back to display rest of therapy time and battery capacity. In the status of displaying rest of therapy time and therapy intensity, short press button 1 or button 2 can review previous therapy time and therapy intensity. If time is up, controller power off and turn off output.

**NOTE:** 1. When portable light power on, the default therapy time is 30 minutes, the default therapy intensity is L4(100% intensity).

2. When user change the therapy time, portable light will restart from the current therapy time user selected.

3. User changing therapy intensity has no effect on previous setting therapy time until the portable light power off.

4. Please turn off the portable light before charging.

5. After long time storage, the portable light will move on deep sleep mode, if it doesn't work, please plug in charger and press any button to wake up.